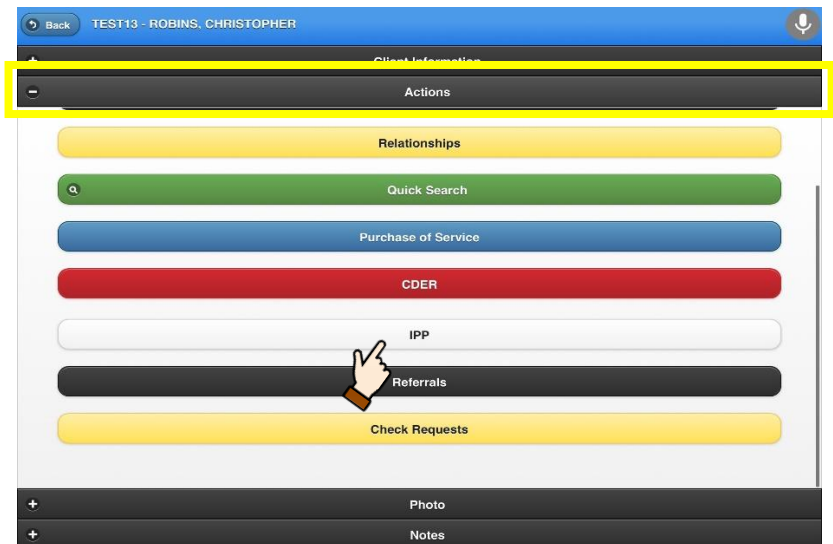


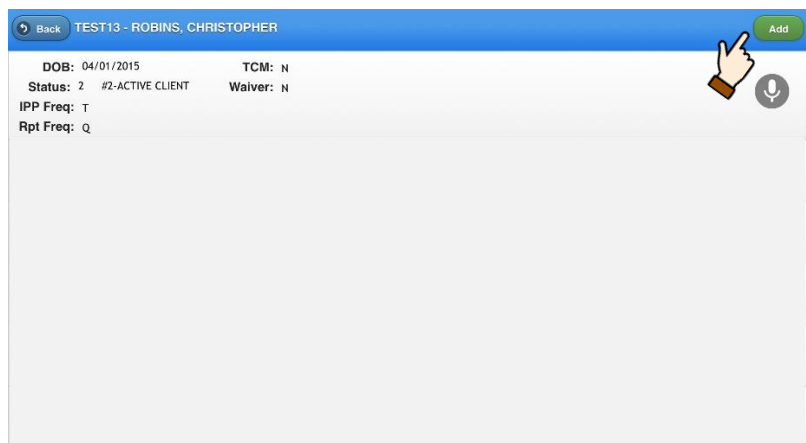
# Individual Program Plan (IPP)

The **Individual Program Plan (IPP)** in the Profound UI application will allow you to access the **Narrative Text Areas** of the program. New **IPP**'s can be created and modified. The records written in the *new IPP* format can be also be viewed.

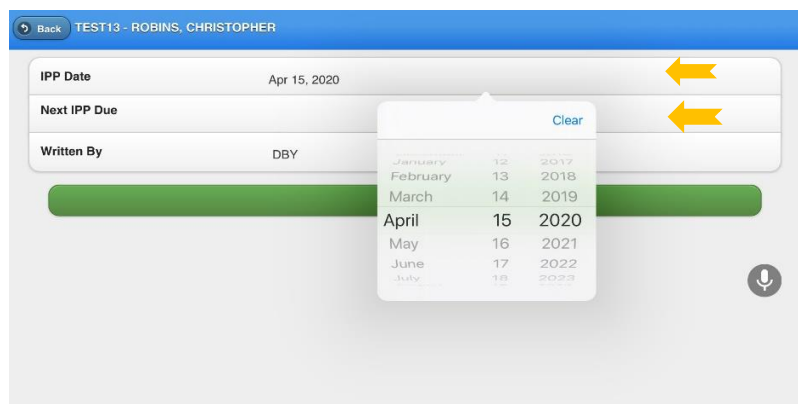
To access the **IPP**, TAP **IPP** from the **Actions** tab.



The **IPP History Screen** will display the client's **IPP** records if they are available. To create a new **IPP**, TAP **Add** on the top-right corner of the screen.



To enter the date of the new **IPP**, TAP on the **IPP Date** and **Next IPP Due** field. This will activate the calendar where you can **SWIPE** up or down to change the *month, day, and year*.



SELECT the dates, then TAP **Save** to continue.

IPP Date	Apr 15, 2020
Next IPP Due	Apr 30, 2023
Written By	DBY

Save

The **IPP Narrative Text Areas** will display on the screen. To enter information in the **Narrative Text Areas**, TAP the section you want to work on.

Consumer: TEST13  
IPP Date: 04/15/2020

WHAT'S CHANGED  
No text here...

STRENGTHS, PLANNING TEAM SUPPORTS  
No text here...


TAKING CARE OF SELF AND HOME  
No text here...

COMMUNICATION  
No text here...

COMMUNITY AND SOCIAL INVOLVEMENT  
No text here...

SAFETY  
No text here...

HEALTH AND WELLNESS  
No text here...

A text field will display where you can enter the information for the selected narrative section. TAP the text field, then start typing. You can also TAP  to dictate the information.

When you are finished, TAP the **Save** button to save the information and to continue working on the other **Narrative Text Areas**.

Notes  
This is Christopher's initial IPP, |

Save

A preview of the information you entered will appear under the section you worked on. Empty narrative sections will show "No text here..."

Back TEST13 - ROBINS, CHRISTOPHER

Consumer: TEST13  
IPP Date: 04/15/2020

WHAT'S CHANGED  
This is Christophers initial IPP...

STRENGTHS, PLANNING TEAM, SUPPORTS  
No text here...


TAKING CARE OF SELF AND HOME  
No text here...

COMMUNICATION  
No text here...

COMMUNITY AND SOCIAL INVOLVEMENT  
No text here...

SAFETY  
No text here...

HEALTH AND WELLNESS  
No text here...

Once you have completed the IPP, TAP  to display the IPP History Screen.

Back TEST13 - ROBINS, CHRISTOPHER

Consumer: TEST13  
IPP Date: 04/15/2020

WHAT'S CHANGED  
This is Christophers initial IPP...

STRENGTHS, PLANNING TEAM, SUPPORTS  
Christopher is a happy, kind, and smart...

TAKING CARE OF SELF AND HOME  
Christopher lives at home with his paren...

COMMUNICATION  
Christopher is verbal and uses 1-3 word...

COMMUNITY AND SOCIAL INVOLVEMENT  
Christopher is currently being evaluated...

SAFETY  
Christopher requires someone nearby to e...

HEALTH AND WELLNESS  
Christopher has been in good health this...

The IPP History Screen will display the new record in *New IPP* status. IPP's in new status can be modified by tapping the record from the list. You can only **Submit** the record using SANDIS 7.

*Please note that if there's an existing PCT IPP in DISTRIUTED/LOCKED and you need to make a change, you must first start the new IPP in SANDIS 7 to auto-populate the narrative texts from the previous record.*

Back TEST13 - ROBINS, CHRISTOPHER Add

DOB: 04/01/2015 TCM: N  
Status: 2 #2-ACTIVE CLIENT Waiver: N  
IPP Freq: T  
Rpt Freq: Q

Date: 04/15/2020  
Written By: SANDIS SUPPORT  
Status: NEW IPP

TAPPING an **IPP** record written in the *old* format will prompt an alert in SANDIS Mobile. IPP records written in the old format can only be viewed in SANDIS 7.

TAP **OK** to close the pop-up.

